


Fire Inspector Certification Program

New Jersey Uniform Fire Code Inspector Training Program

Module 17 Code Change Process



Welcome

Instructor introduction

- Before we get started
 - Has everyone signed in?
 - Anyone have any questions.

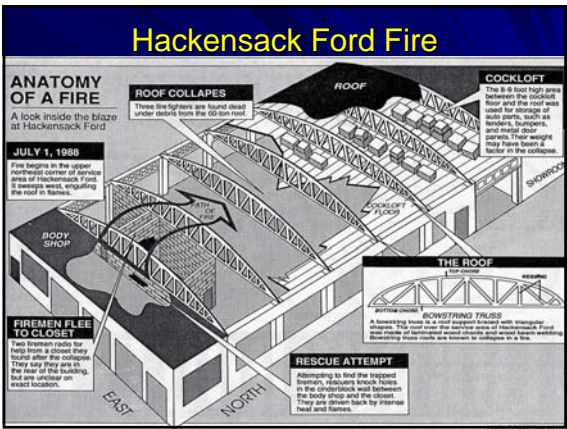
Code Change Process

In this module we will discuss...

- How codes are made,
- The process by which codes can be changed.
- Location and sources of information posting changes.

Let follow a code change

- In July 1988 a fire occurred at the Hackensack Ford Dealership.
- The fire was within an occupied ordinary constructed building which was constructed with a bowstring truss roof.
- The fire department arrived and set-up roof operations. During which they conducted an interior search. During the search and after an attempt to access the interior attic space they became trapped. 31 radio transmissions were from the trapped crew failed to make contact with outside FD personnel and they was a total break down of scene accountability and communication.
- The fire resulted in firefighters were killed.



Hackensack Ford Fire

- One of the investigative items that came out was that fire ground personnel did not recognize the truss construction and the inherent hazards associated with this type of construction.
- The NJ state legislature passed in the later portion of that same year a law addressing this specific issue.
- Let now look at section NJAC 5:70-4.20

Hackensack Ford Fire

- In reading the section the law that was passed is the exact language used in the regulation (Code) No changes.
- Now let discuss the how this specific issued was addressed and it impact upon how codes are changed.

7

Code Change Process

- ❖ The State legislature member sponsored a law change.
- ❖ The law was voted by both assembly and senate and then signed by the governor
- ❖ The law was given to DCA to place in regulatory format
- ❖ A rule proposal was developed and given 45 day comment period

8

Code Change Process

- Comments received were reviewed and addressed.
- Rules are then adopted and given a time frame for compliance.
- Code is amended during the year and new pages are provided to those that have the subscription service.


9


How we change the code


- **Anyone** can make a suggestive code change.
- All suggestive changes do not have to go through the Fire Commission. (Most do)
- Not all suggestive changes make it all the way through the process.
 - Some changes will be stopped by time and require re-introduction the following year.


Recent Code Changes


- Fire Extinguishers
- Adopted School Fire reporting
- Amusement facilities
- Example of a Assembly Bill



 Assembly Bill
High rise Illuminated
walk ways


 Adoption of Fire
Protection
Contractor


 Adoption of Key
Boxes


 Adopted School Fire


 Adopted Retreat Lodges


 Adoption Disability
Emblems

11

Summary

In this module we discussed...

- How codes are made,
- The process by which codes can be changed.
- Location and sources of information posting changes.

12

Next Lesson

Module 18

Fire Investigation

13

Homework Assignments

For next module as stated in the syllabus

14

End of Module

15
